

Somerville School

Vasundhara Enclave, Delhi



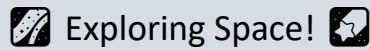
CLASS 5

HOLIDAY HOMEWORK

2025-26

LIFE IN SPACE

ENGLISH



1. Diary Entry – “A New Planet Discovered!”

Imagine you are an astronaut who has just discovered a new planet during your space mission. Write a diary entry based on the following points:

- Give a name to your newly discovered planet and describe what it looks like.
- What did you see or find there?
- How did you feel when you discovered it?
- Would you like to visit again? Why or why not?

Write your diary entry in 100–120 words.

2. Word Puzzle – Space Crossword

Name: _____

Date: _____

the SOLAR SYSTEM

Word Search

Find the words listed. Words may appear forward, backward, up, down or diagonal. Words may overlap and cross each other. When you have found a word, be sure to circle it and cross it off the list.

ASTEROID	H	E	L	I	O	P	A	U	S	E	J	C	T	J	K	V	L
COMET	I	Y	K	R	R	A	T	S	N	N	W	E	R	A	L	F	P
CRATER	N	J	X	F	O	F	W	T	X	E	F	N	A	H	P	N	F
EARTH	T	D	T	A	B	E	M	L	N	T	G	D	P	R	U	W	Z
ECLIPSE	E	M	N	C	L	A	T	U	F	I	E	I	L	S	T	G	L
EXOPLANET	R	I	B	I	R	A	T	E	K	L	C	O	A	G	Q	H	T
FLARE	P	N	J	S	W	P	G	M	M	L	L	R	N	K	N	X	V
GALAXY	L	T	J	U	E	R	T	J	Y	E	I	E	E	G	K	E	T
GAS GIANT	A	E	U	N	P	E	A	T	N	T	P	T	T	J	X	S	N
GRAVITY	N	R	Q	R	M	I	I	L	O	A	S	S	S	O	A	M	A
HELIOPAUSE	E	S	R	O	A	V	T	Q	O	S	E	A	P	T	G	Y	I
INTERPLANETARY	T	T	C	Q	A	N	B	E	M	S	V	L	U	F	C	Y	G
INTERSTELLAR	A	E	X	R	P	K	U	L	R	E	A	R	P	K	K	H	S
JUPITER	R	L	G	D	K	L	T	S	N	N	N	V	R	Z	Z	T	A
MARS	Y	L	Q	G	J	T	U	U	E	Y	R	U	C	R	E	M	G
MERCURY	B	A	N	Q	P	T	S	T	U	N	I	V	E	R	S	E	N
METEOR	M	R	C	R	A	T	E	R	O	W	O	R	B	I	T	F	B
MOON																	
NEPTUNE																	
ORBIT																	
PLANETS																	
PLUTO																	

SATELLITE

SATURN

SOLAR WIND

STAR

SUN


UNIVERSE

URANUS

VENUS

HINDI


सुनीता विलियम्स अंतरिक्ष में 286 दिन रहने के बाद धरती पर सकुशल वापस लौटी हैं ।
उन्हें इतने दिन अंतरिक्ष में क्यों रहना पड़ा ? वापस लौटने पर उन्हें किन-किन
कठिनाइयों का सामना करना पड़ रहा है ? 70-80 शब्दों में चित्र सहित लिखिए



Maths

Make a 3 D Rocket using shapes

- ❖ Find the distance of all the planets from the Earth.
- ❖ Find the distance covered by each planet's orbit.
- ❖ Arrange the distance from Earth in
 - a) Ascending order
 - b) Descending order
- ❖ Write this information on a A4 sheet creatively.





SCIENCE

BEYOND OUR PLANET



LET'S EXPLORE-

It's time to put your imagination about space to work. How do astronauts live in space where they have to float to move about, their needs, challenges, waste management, etc

Imagine yourself in space and let's experience a life while working and living in a space shuttle.


- On 3 to 4 sheets, paste or draw pictures and put the information collected. Design an attractive cover page which should include information regarding the points asked below.
- Can we sit and walk in space as we do on earth? What happens if we throw a ball in space?
- Food-What kind of food can we eat in space?
- Clothes –Is there a need for special clothes while living and working inside a space shuttle? Why?
- Bath-Do you take bath while working and living in space?
- Sleep- How can we sleep while floating in space?
- Can you think why Sunita William's hair was standing?



COMPUTER SCIENCE

LET'S DESIGN-


- Close your eyes. Imagine that your room at home is a spaceship. Zoo.....oom, Your spaceship is now going around the earth. Picture yourself with your bag, books, water bottle and things around in space and make a drawing of yourself and things around your room in space on computer. You can draw and paint using software MS Paint/Tux Paint and MS Word. Bring a printout of the above.



SOCIAL SCIENCE

Design your own imaginative planet on an A4 sheet and mention the following points:

- Name of the planet
- Shape and colour of your planet
- Life supporting components /features.
- Appearance of creatures (like plants, animals and human beings) living on that planet.
- Physical features like distance from the sun ,number of moon etc



विषय -संस्कृत
ग्रीष्मावकाश कार्यपत्रिका (2025-26)

निर्देश- कार्यपत्रिका का प्रिन्टआउट लेकर उसी पर उत्तर लिखिए-

प्रश्न 1. उचितशब्दरूप के द्वारा रिक्तस्थान भरिए -

शब्द	एकवचन	द्विवचन	बहुवचन
सिंह	सिंहः
रोटिका	रोटिका
पर्वत	पर्वताः
मुद्रिका	मुद्रिकाः

प्रश्न 2. वर्णविच्छेद कीजिए -

- 1) पितृ -
- 2) समक्ष -

प्रश्न 3. शुद्ध उत्तर चुनकर लिखिए -

- i. उ + द् + य् + अ + म् (उद्यम / उद्दाम / उधम)
- ii. ब् + आ + ल् + औ (बाले / बालौ / वालौ)

प्रश्न 4. निम्न-संयुक्त अक्षरों से एक-एक शब्द लिखिए -

- i. क्र -
- ii. द्व -

प्रश्न 5. लिंग के अनुसार शब्दों को अलग-अलग लिखिए -


मयूराः, लते, पुस्तकम्, बिडालौ, नासिकाः, शुकः, मालाः, फलम्, पुष्पाणि,
मूषकः

- i. पुल्लिङ्ग-
- ii. स्त्रीलिङ्ग-
- iii. नपुंसकलिङ्ग -

GERMAN HOLIDAY HOMEWORK

Make a caterpillar using various craft material and be creative.

- Take colourful sheets. Cut circles with a help of a bangle. The number of circles should be equal to the number of alphabets that come in your name.
- Thereafter, write one alphabet on each circle. Mention the name of any noun that starts with each mentioned alphabet in GERMAN. (Child should know or learn the meaning also)
- Sample of the caterpillar is attached



Worksheet

Q1- Schreib die Konjugation Regel:
(Write the conjugation rule)

- Ich –
- Du -
- Er/sie –
- Wir –
- Ihr –
- Sie/sie –

Q2- Konjugiere das Verb:

	wohnen	kommen	heißen	sein
Ich				
Du				
Er/es/sie				
Wir				
ihr				
Sie/sie				

Q3- Schreib die Buchstaben richtig!

(Correct the spellings)

1. Grus Got –
2. Wei geht's? –
3. Aof Weidershen –
4. Tchsus –

Q4- Schreib das aud Deutsch!

1. See you soon –
2. How are you? –
3. Great, thank you –
4. Good Morning, Mr. Schulz -

Q5- Schreib die Zahlen (0-12)!

Q6- Zeichne eine Karte von Deutschland und beschrifte die Nachbarn Länder von Deutschland.

(Draw a map of Germany and label the neighbouring countries of Germany)

FRENCH WORKSHEET

1. Calculez les nombres:(Calculate the numbers)

- a) Dix et deux font=
- b) Quatorze et six font=
- c) Trois et quatre font=
- d) Sept et deux font=
- e) Douze et zéro font=
- f) Dix et dix font=
- g) Vingt et deux font=

2.Retrouvez les nombres:(Findout the numbers)

- a) rtqauoez
- b) ingvt
- c) itosr
- d) eitrze
- e) rqtuea

3. Comtez et écrivez les nombres: (count and write the numbers)



a)

..... oiseaux



b)

..... pommes

4. Make a poster on French national day on A4 size sheet .

